



Project number	Project name	Date
EX2	EXAMPLE PROJECT #2 2006-2023	16/6/2023

Drawing number	Drawing version	Year of construction
Ex.2	V.2.1.0	2023

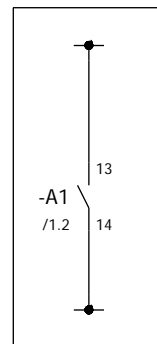
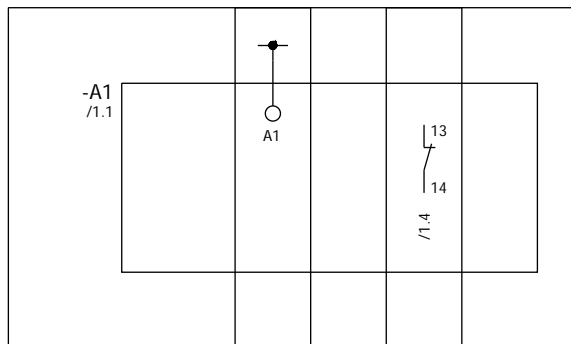
Supplier	Customer
3xM AUTOMATION	

Black box 1st parent
A1

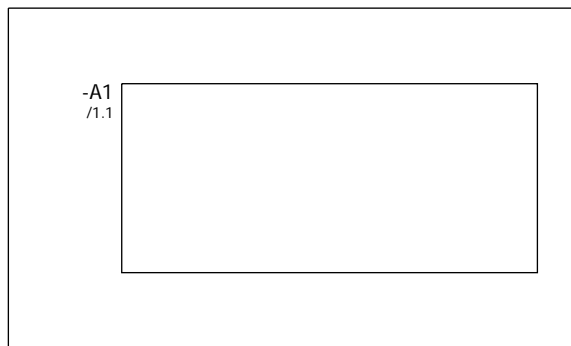
Black box
connection
LX

Auxiliary
KX_001

Child symbol
KS_010




Black box 2nd parent
A1



Rev	Revision text	Signature	Date
-----	---------------	-----------	------

Last changed by 3xM
Last changed 25/9/2017
Print date 16/6/2023

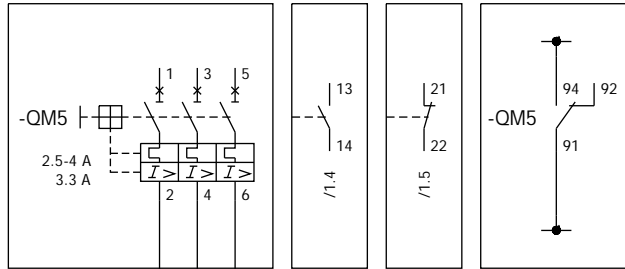


EXAMPLE PROJECT #2 2006-2023

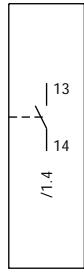
Drawing number Ex.2
Pages 8

Installation =
Location + BLACK
Page number 1

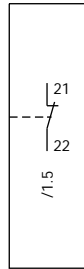
Parent symbol
QM1



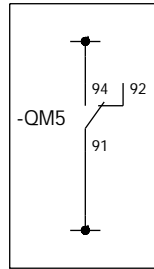
Auxiliary
KX_CL_010



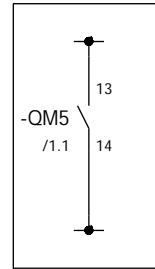
Auxiliary
KX_CL_001



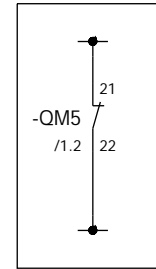
Auxiliary
KY_100



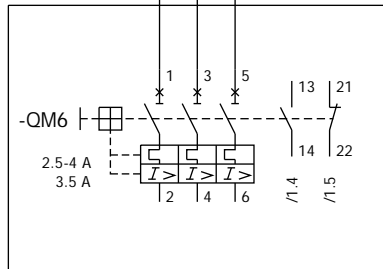
Child symbol
KS_010



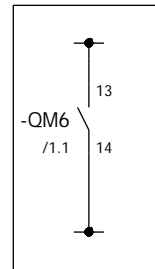
Child symbol
KS_001



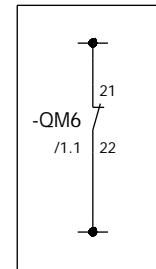
Parent symbol
QM1_011



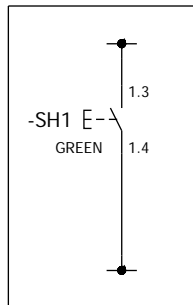
Child symbol
KS_010



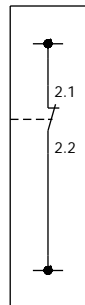
Child symbol
KS_001



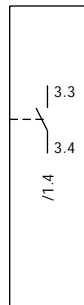
Parent symbol
S1



Auxiliary
KY_PB_001



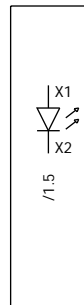
Auxiliary
KX_CL_010



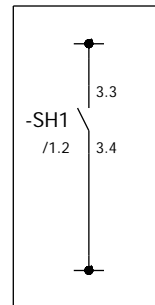
Auxiliary
KX_CL_010



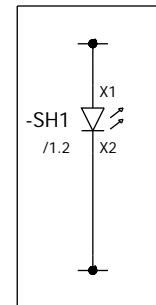
Auxiliary
KX_CL_010



Child symbol
KS_010




Child symbol
HSLED1



+BLACK_BOX/1

Rev	Revision text	Signature	Date
-----	---------------	-----------	------

Last changed by 3xM
Last changed 25/9/2017
Print date 16/6/2023



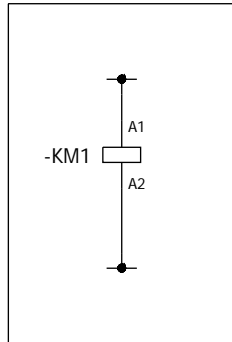
PARENT, AUXILIARY AND CHILD SYMBOLS

EXAMPLE PROJECT #2 2006-2023

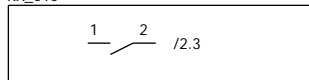
Drawing number Ex.2	Pages 8
------------------------	------------

Installation =	Location + SYM_1
Page number 1	

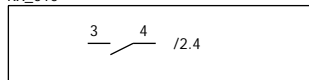
Parent symbol
K1



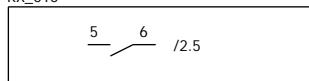
Auxiliary symbol
KX_010



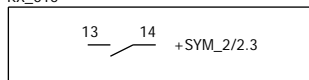
Auxiliary symbol
KX_010



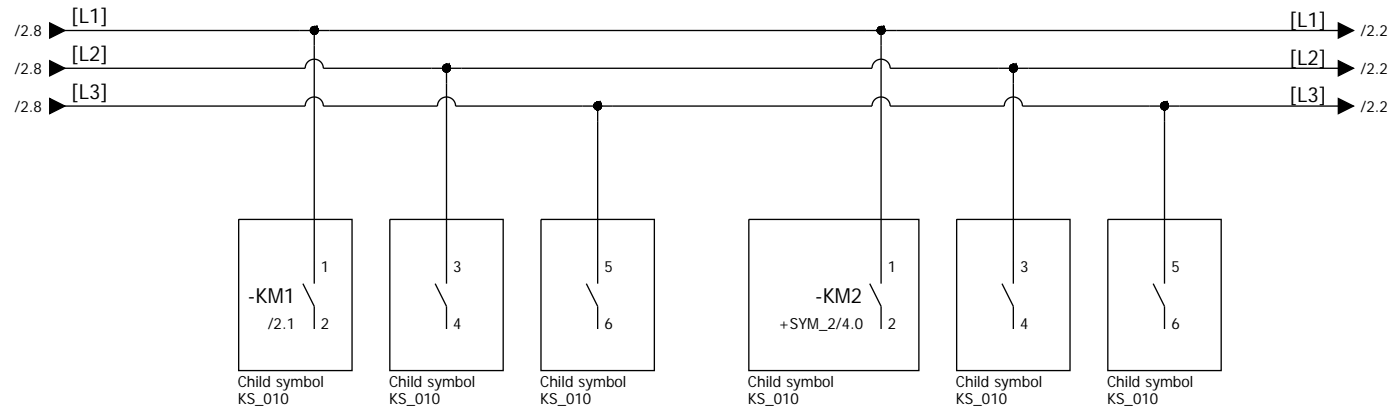
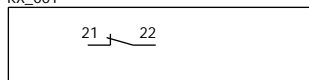
Auxiliary symbol
KX_010



Auxiliary symbol
KX_010



Auxiliary symbol
KX_001



				Last changed by 3xM		CONTACTOR	Drawing number	Installation =
				Last changed 25/9/2017			Ex.2	Location + SYM_1
Rev	Revision text	Signature	Date	Print date 16/6/2023			Pages 8	Page number 2
						EXAMPLE PROJECT #2 2006-2023		

PLC Parent symbol
IO16_TEXT

-A1

1 (1L+)
 11 (2L+)
 10 (1M)
 20 (2M)

Digital outputs, 16DO

2	I 10.0	/2.6	SH1_START Start pushbutton on main control panel
3	I 10.1	/2.6	QM5_ON Main motor contactor response
4	I 10.2		
5	I 10.3		
6	I 10.4		
7	I 10.5		
8	I 10.6		
9	I 10.7		
12	I 11.0	/3.0	S1_STOP Stop pushbutton on main control panel
13	I 11.1	/3.0	Free
14	I 11.2	/3.0	Free
15	I 11.3	/3.0	Free
16	I 11.4	/3.0	Free
17	I 11.5	/3.0	Free
18	I 11.6	/3.0	Free
19	I 11.7	/3.0	Free

PLC Parent symbol
IO16_TEXT

-A2

1 (1L+)
 11 (2L+)
 10 (1M)
 20 (2M)

Digital outputs, 16DO


2	Q 10.0	/4.0	KM2_START Start contactor
3	Q 10.1	/4.0	
4	Q 10.2	/4.0	
5	Q 10.3	/4.0	
6	Q 10.4	/4.0	
7	Q 10.5	/4.0	
8	Q 10.6	/4.0	
9	Q 10.7	/4.0	
12	Q 11.0		
13	Q 11.1		
14	Q 11.2		
15	Q 11.3		
16	Q 11.4		
17	Q 11.5		
18	Q 11.6		
19	Q 11.7		

+SYM_1/2

2

Rev	Revision text	Signature	Date
-----	---------------	-----------	------

Last changed by 3xM
Last changed 7/7/2016
Print date 16/6/2023

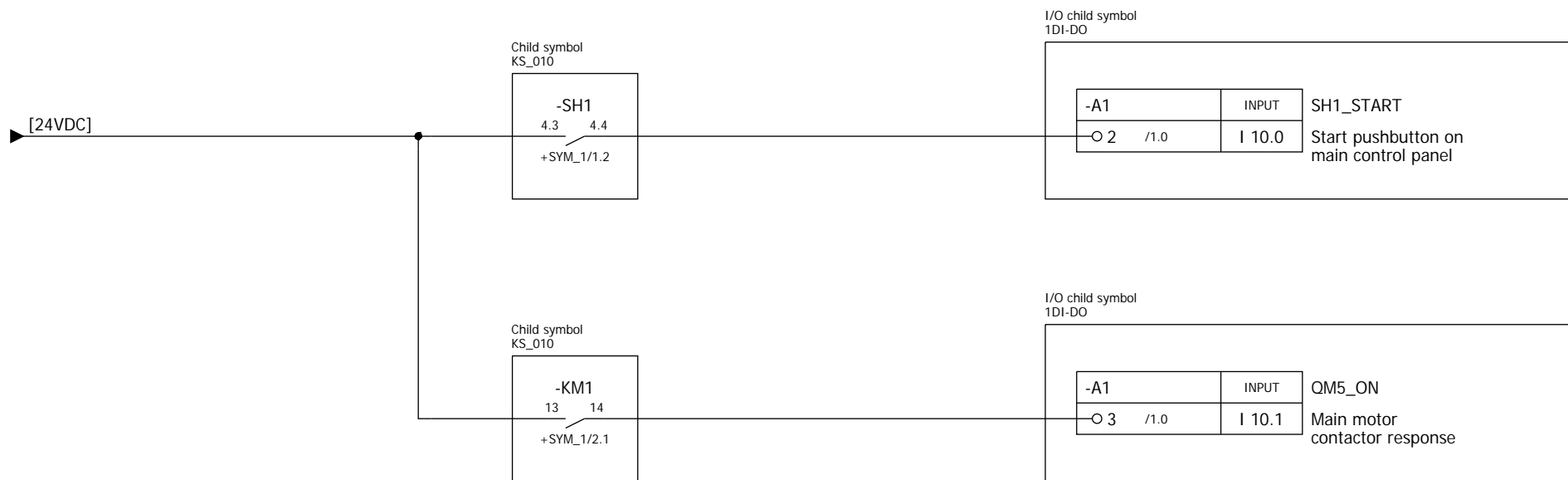


INPUT MODULE OVERVIEW

EXAMPLE PROJECT #2 2006-2023


Drawing number Ex.2
Pages 8

Installation =
Location + SYM_2
Page number 1



Rev	Revision text	Signature	Date
-----	---------------	-----------	------

Last changed by	3xM
Last changed	7/7/2016
Print date	16/6/2023



INPUT MODULE CONNECTION
 EXAMPLE PROJECT #2 2006-2023

Drawing number	Ex.2
Pages	8

Installation	=
Location	+ SYM_2
Page number	2

0

1

2

3

4

5

6

7

8

9

Stop pushbutton on main control panel

Free

Free

Free

Free

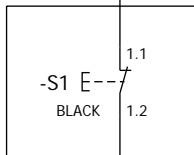
Free

Free


Free

[24VDC_2]

Parent symbol S2



Child symbol 8DI-DO



Last changed by

3xM

Last changed

7/7/2016

Print date

16/6/2023



DIGITAL I/O MODULE (8 points)

EXAMPLE PROJECT #2 2006-2023

Drawing number

Ex.2

Pages

8

Installation =

Location + SYM_2

Page number

3


Rev

Revision text

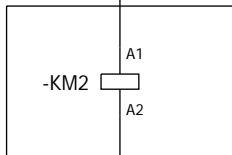
Signature

Date

Start contactor

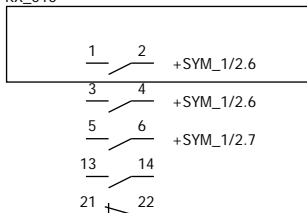



Parent symbol
K1



[OVDC]

Auxiliary symbol
KX_010



				Last changed by <init>		DIGITAL I/O MODULE (8 points)	Drawing number Ex.2	Installation =
				Last changed 29/4/2023				Location + SYM_2
Rev	Revision text	Signature	Date	Print date 16/6/2023		EXAMPLE PROJECT #2 2006-2023	Pages 8	Page number 4